

FEATURES :

- Small Footprint
- 14PIN SMD Package
- High Efficiency up to 80%
- Unregulated Output Types
- High Power Density
- No External Component Required
- Operating Temperature:-40°C TO +85°C
- Industry Standard Pinout

Specifications typical at TA=25°C, nominal input voltage and rated output current unless otherwise specified

Part Number	Output Voltage	Output Current	Efficiency	Package Style
	Vdc	mA	%TYP	
13DS-XXS03NNL	3.3	303	65	1
13DS-XXS05NNL	5	200	70	1
13DS-XXS09NNL	9	110	75	1
13DS-XXS03N2NL	3.3	303	65	2
13DS-XXS05N2NL	5	200	70	2
13DS-XXS09N2NL	9	110	75	2
13DS-XXS12N2NL	12	84	78	2
13DS-XXS15N2NL	15	67	80	2
13DS-XXS24N2NL	24	42	80	2

Note:

1. "XX" is input voltage:03=3.3Vdc,05=5Vdc,09=9Vdc,12=12Vdc,15=15Vdc. 24=24Vdc
2. 12Vdc/15Vdc/24Vdc input voltage, using the 2nd package.
3. The input voltage increases, there will be an increase in efficiency.

Input Specifications

Parameters	Conditions	Min	Typ	Max	Units
Voltage Tolerance	Vo,Io Nom			±10	%
Filter	Capacitor				

Output Specifications

Parameters	Conditions	Min	Typ	Max	Units
Voltage Tolerance	100% full load			±5	%
Short Circuit Protection	Short Term			1	Sec
Line Regulation	For 1.0% OF Vin		1.2		%
Load Regulation	3.3V (10% To 100% F.L)		15		%
Load Regulation	5V,9V (10% To 100% F.L)			15&9.0	%
Load Regulation	12V,15V,24V (10% To 100% F.L)			7.5&7.0	%
Ripple & Noise	BW=DC To 20MHz			100	mVp-p
Transient response setting time	50% load step change		350		us

공식대리점 (주)퓨전텍

TEL : +82-31-392-8906

FAX : +82-31-392-8907

E-MAIL : sales@fusiont.co.kr

www.fusiont.co.kr

DC-DC Converter

13DS SERIES

1Watt

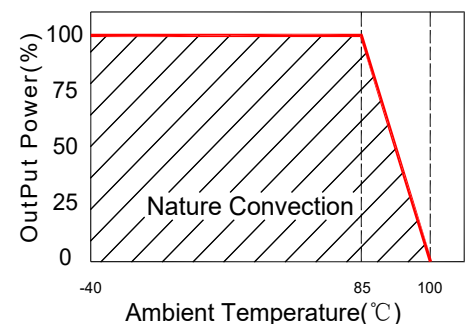
1KV Isolated

Single Output

SMD



Temperature Derating Graph

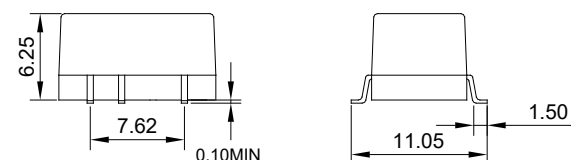
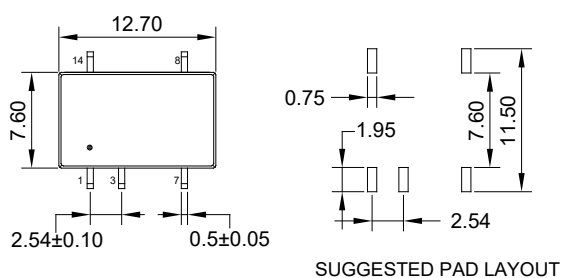


General Specifications

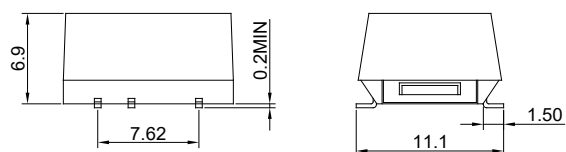
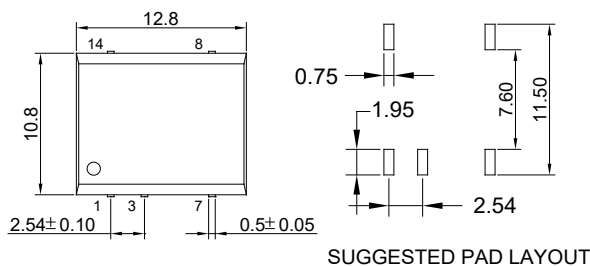
Parameters	Conditions	Min	Typ	Max	Units
Isolation Resistance	500Vdc	1000			MΩ
Switching Frequency	Full load, nominal input		100		KHz
Operating Temperature		-40		+85	°C
Humidity	Non Condensing			95	%
Cooling	Free air Convection				
Case material	DAP				
MTBF	MIL-HDBK-217F @25°C	3500000			Hours
Weight	Package 1/2		1.2/1.28		g
Dimensions			12.70x7.6x6.25		mm
Dimensions			12.8X10.8X6.9		mm

Markings and Dimensions

1

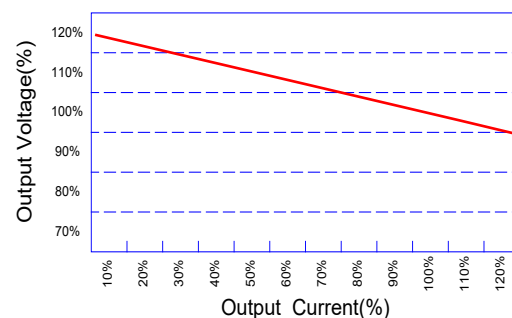


2



Unit: mm Unless otherwise specified, all tolerances are ±0.25

Tolerance Envelope Graph

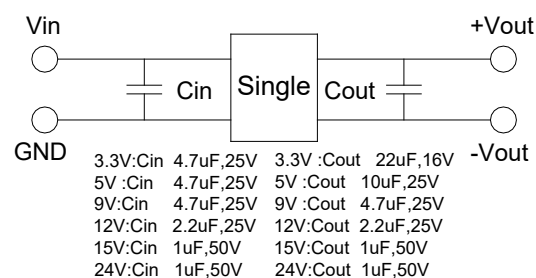


Part Number

13DS - 05 S 12 N 2 NL
A B C D E F G

A:Series
B:Input Voltage
C:Single Output
D:Output Voltage
E:Unregulated(N)
F:Package
G:RoHS Version

Recommended Test Circuit



PIN Connection

PIN	1	3	7	8	14
Single	-Vin	+Vin	-Vout	+Vout	NC